


# Learning to investigate the history of Cyprus through artefacts



**Title: Learning to investigate the history of Cyprus through artefacts**  
**ISBN: 978-9963-703-02-9**

**Authors:**

Eva ARGYROU, Educator, Senior Teacher  
Bérangère BLONDEAU, Educator, Media Education teacher  
Dr Vedia IZZET, Lecturer in Archaeology  
Gulcin ERTAC, Lecturer in History Teaching  
Maria KTORI, Archaeologist  
Dr Chara MAKRIYIANNI, Educator & Coordinator of Authors  
Rick ROGERS, Educator & Advisor  
Christine COUNSELL, Senior Lecturer in History Education & Advisor

© **DESIGN:** GRA.DES [www.gra-des.com](http://www.gra-des.com)

**Photographs:** Permission by Cyprus Museum-Nicosia, Department of Antiquities; Medelhavsmuseet, Sweden; AHDR & CCMC

**Printing:** K&L LITHOFIT LTD, Nicosia, Cyprus

© **Copyright:** UNDP-ACT, 2011

All rights reserved.

Produced in Cyprus.

**For information:**

**The Association for Historical Dialogue and Research (AHDR)**

**E-mail address:** [ahdr.mide@ahdr.info](mailto:ahdr.mide@ahdr.info)

**Web-site:** <http://www.ahdr.info>

**International Children's Film Festival of Cyprus (ICFFCY)**

**E-mail address:** [info@icffcy.net](mailto:info@icffcy.net)

**Web-site:** <http://www.icffcy.org>



AHDR is an intercommunal organization whose mission is to contribute to the advancement of historical understanding amongst the public and more specifically amongst children, youth and educators by providing access to learning opportunities for individuals of every ability and every ethnic, religious, cultural and social background, based on the respect for diversity and the dialogue of ideas. In doing so, AHDR recognizes the values of the Universal Declaration of Human Rights, the European Convention on Human Rights and Fundamental Freedoms, the UNESCO aims on education, and the Council of Europe's recommendations relevant to history teaching. AHDR activities include research and dissemination of research findings; development of policy recommendations; enrichment of library and archives; organization of teacher training seminars, discussions, conferences; publication of educational materials; organization of on-site visits and walks; development of outreach tools; establishment of synergies between individuals and organizations at a local, European and international level.



The International Children's Film Festival of Cyprus (ICFFCY) is a non-profit association, that has been organising the film festival for children and youth of Cyprus. This festival is the only one of its kind on the island to combine movies with education, therefore building strong links with all the schools and communities involved in Cyprus. Cinema and its role in the lives of young people is the focus of this annual event and the films selected use educational criteria, which will enable the children to become citizens in today's world. ICFFCY has also been involved in various media education projects and their implementation in Cyprus. ICFFCY is founding member of the CCMC.



This publication, accompanied by a Teacher's Guide and also available in the Turkish and Greek language, was made possible with funding from the United Nations Development Programme – Action for Cooperation and Trust (UNDP-ACT) and with funding from the US Embassy's Bicomunal Support Programme. The 'Learning to investigate the history of Cyprus through artefacts' pedagogical pack is the result of a positive and constructive synergy between AHDR and ICFFCY and is one of the education packs produced and part of the Multiperspectivity and Intercultural Dialogue and Education (MIDE).

**Disclaimer:** The views expressed in this publication are those of the authors and do not necessarily represent those of the United Nations or its Member States, UNDP or USAID, or ICFFCY, or AHDR.



Name: \_\_\_\_\_

School: \_\_\_\_\_

Date: \_\_\_\_\_





# How can we use artefacts to find out about people in the past?

**Welcome to the archaeological museum.** In this building you will find artefacts which have been rediscovered from the past. Many of the items you will see here have been excavated by archaeologist working at particular sites around the country. These artefacts tell us about the people who lived in a particular place at a particular time in history.



As you walk around the museum you will:

- explore the artefacts,
- learn about the lives of the people who made them,
- learn about how they were made,
- think about the material they were made from,
- discuss how they were used.

**Look at the building** – Describe the building to a friend. **Why do you think it is built in this style?**

**Draw the outside of the building and label the areas that you can see.**

A large, empty, light grey rounded rectangular area intended for a drawing and labeling activity. It occupies the central part of the page below the instructions.

**What are your first impressions of the building? What does it tell us about the people who built it?**



## | Mystery objects



We are now inside the museum. In this building you may find a map of the layout of the museum; information about the collections which are kept here and information about the place of their origin. Most importantly you will find many artefacts to see and explore!

**Draw the artefact you have found here. Be as accurate as possible. Copy all of the designs on your artefact.**

### Option 1

Your teacher might give you a card which will tell you what type of artefact to look for. Find an artefact that is similar to the one mentioned on the card.

### Option 2

Look at the contemporary objects in page 5. Find an artefact that is similar to one of the contemporary objects.

**List some words which describe your artefact.**



**Exchange your book with a friend, ask them to find your artefact and you find theirs!**



## Contemporary and ancient artefacts |

Look at these objects which are commonly found in your homes. Select an object and circle it. Then walk around the museum and look for an artefact for the archaeological collection which is similar to the object you have circled.



### The artefact you have selected from the museum

#### Description

of the artefact you have selected from the museum

#### Compare

the museum artefact to the contemporary object

#### What do you think the museum artefact was used for?

Find information in the museum.

#### What do you think is the value of the artefact for the people who used it?

#### What is the value of the museum artefact to a historian or archaeologist?

Similarities:

Differences:

Which objects do you feel are valuable in your life? Explain why.



## Material



All artefacts in a museum are made of different materials which have survived over time. These are often buried underground or hidden in underground tombs and rooms. Now let's discover the kinds of material which will remain through time and the materials which will decompose.

**Organic materials** (i.e. living things such as people, animals and plants):  
Leather, Bone, Leaves, Wood, Ivory,  
Seeds, Fruit, Bulbs, Keratin...

**Non - organic materials:**  
Stone, Bronze, Iron,  
Silver, Gold...



Now look around the museum and find examples of organic and non-organic materials. Write the names of the artefacts you have found in the boxes below.

**What type of materials have you found? Why do you think that they have survived?**

**Discuss your answers with your partner or teacher.**



How long will some of the materials we use today take to decompose? Will our plastic bags remain buried for 50, 100 or 500 years?



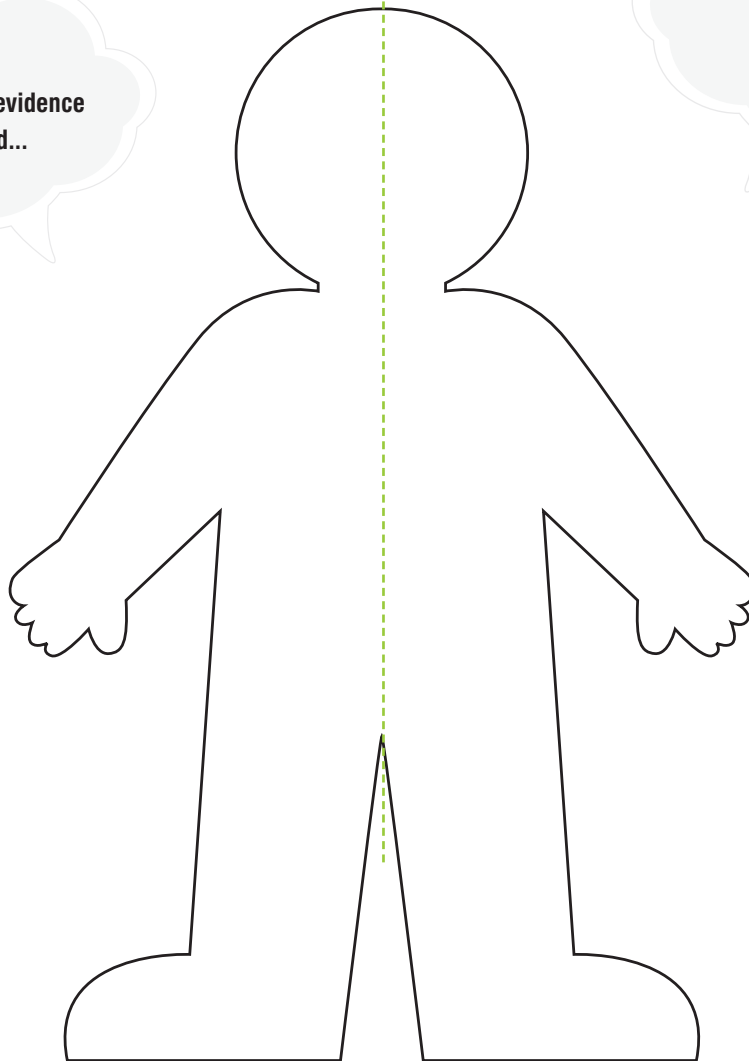


If a society is to prosper then everyone needs to share with the work and activities. Looking at the artefacts in the collection is it possible to tell who did what? Can you identify what the individual roles were undertaken by the men and the women in that society if any? What evidence do you have to support your ideas?

**What role did men  
play in society?**

**This is the evidence  
I found...**

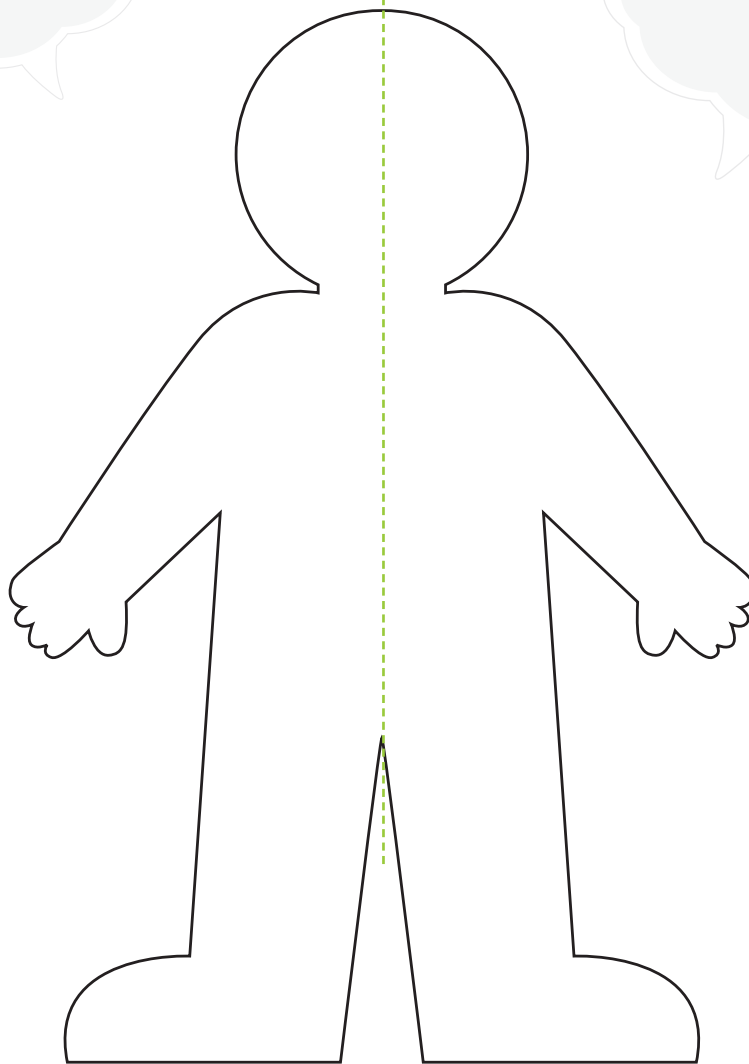
**From this evidence  
I can make the  
following  
deductions...**



**What role did women play in society?**

**This is the evidence I found...**

**From this evidence I can make the following deductions...**



**How different are the roles that men and women play in today's society, from that in the past?**

## My favourite artefact |

You have discovered a great deal about the treasures in the archaeological museum. Now find your favourite artefact and draw it in the box below. List as much information about the artefact as you can as this will help you remember it. Use your previous work to help you.



found it?

**Who?**

made it? used it?

discovered?

**Where?**

made? used?

material?

**What?**

use?

age?

discovered?

**When?**

placed here? made?

made? discarded?

**Why?**

used? placed here?

looked?

**How?**

made? used? discovered?


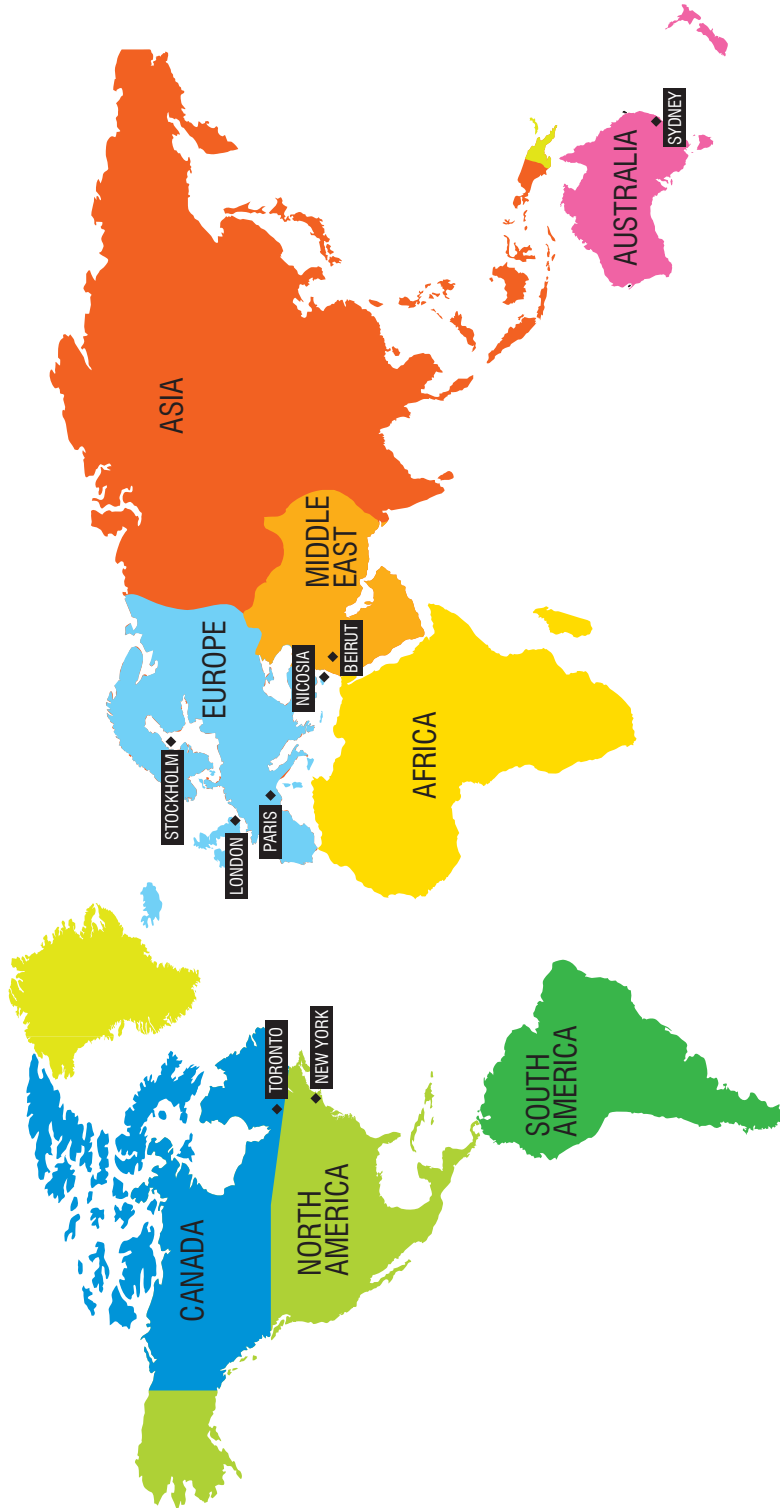
**Why have you selected this artefact? What made you choose this? Justify your answer.**



# Cyprus Artefacts in museums of the world



Look closely at the map below, you will see where many of the world's main museums are situated. All of the ones indicated contain collections of Cyprus artefacts. Try to match the museums to the cities.





Words, that are very much related to museums, archaeology and history, are hidden in the rectangle below. All the best in discovering them!

Y M U S E U M A T T N F T S R  
 R S N I U R M S O S O U O E H  
 E I L B J P W E I I T T Y T I  
 L G V I H O U K R G Y U Y T S  
 L R K O R T U E A O H R D L T  
 E R R D A W E N H L R E E E O  
 W A E T R X O R C O R X N M R  
 E M S S T T K R R E C H W E Y  
 J I N V E S T I G A T I O N W  
 P Z K L F A D L V H C D T T K  
 C M E C A T R A B C S O D I G  
 M K A T C W T C Y R E T T O P  
 S A S L T I Y H H A A C Z T B  
 Z A P N O E V I D E N C E A A  
 P G X N S I S E H T O P Y H U

AMPHORA  
 CHARIOT  
 EXCAVATION  
 HYPOTHESIS  
 LAMP  
 PAST  
 RHYTON  
 SKELETON

ARCHAEOLOGIST  
 DIG  
 FUTURE  
 INVESTIGATION  
 MAP  
 POTTERY  
 RUINS  
 STATUE

ARTEFACT  
 EVIDENCE  
 HISTORY  
 JEWELLERY  
 MUSEUM  
 RESEARCH  
 SETTLEMENT  
 SWORD

Great work!







